



Preparation for Success Evening 2024

Welcome to Kings

BELIEVE AND SUCCEED

Success



Results Day

BELIEVE AND SUCCEED

This Evening



- Key Dates
- Effective Revision
- Resilience
- Support
- Supporting Exams
- Exams Information and Non-Examined Assessment
- Top tips for English, Maths and Science

BELIEVE AND SUCCEED

Key Dates - Exams



- Non-Examined Assessments: Ongoing
- PPE Exam Briefing: Friday 11 October 2024
- **Pre-Public Exams (PPEs): 6 November to 15 November 2024**
- **Parents Evening: 12 December 2024**
- PPE Results Day: 5 December 2024
- Exam Briefing: w/c 21 April 2025
- **Public Examinations: Start 12 May 2025**



Effective Revision



Ineffective techniques?

- Reading through notes or text books – covers lots of ground quickly (but little is recalled).
- Highlighting – maybe of use to ‘highlight’ important points to come back to, but of little use by itself.
- Making notes and summarising – needs to be done well before it is effective. Lots of people simply copy.

Active Recall

Cognitive Effort

You have spent the last 18 months putting information into your brains. To be as successful as possible you need to get it back out again.

- Make notes with the book closed. Study a topic area, but then try and recall as much information as you can without referring to the notes. Then go back and see what you have missed.
- Create spider diagrams as you recall the knowledge trying to link the concepts together
- Instead of making notes as you revise material, write down questions instead – you can then come back and answer them at a later date.
- Past papers – even use to pre test yourself prior to revising a certain topic to discover areas of weakness. Sometimes we get demoralised if we get stuff wrong – but getting it wrong is one of the best ways to learn.
- Mnemonics and stories – Spend time making up your own mnemonics for lists and relate events in a sequence with a familiar journey or story.

BELIEVE AND SUCCEED

Resilience



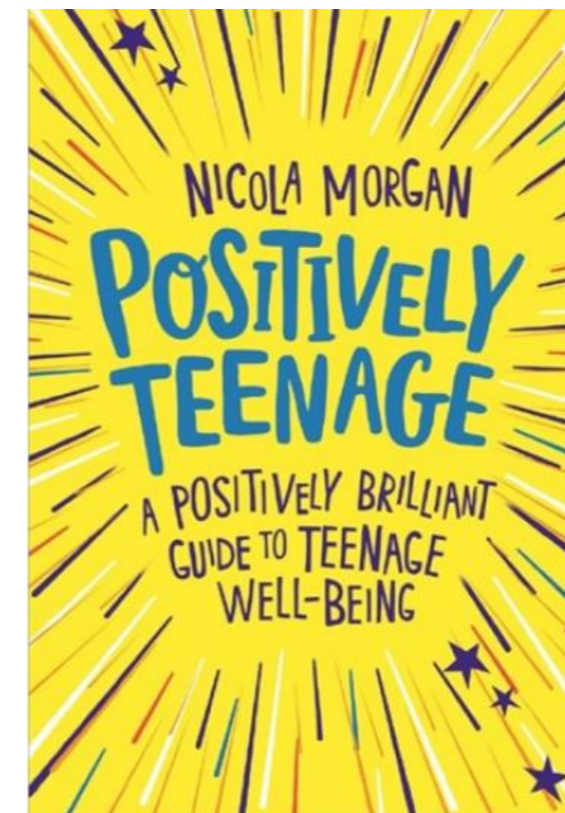
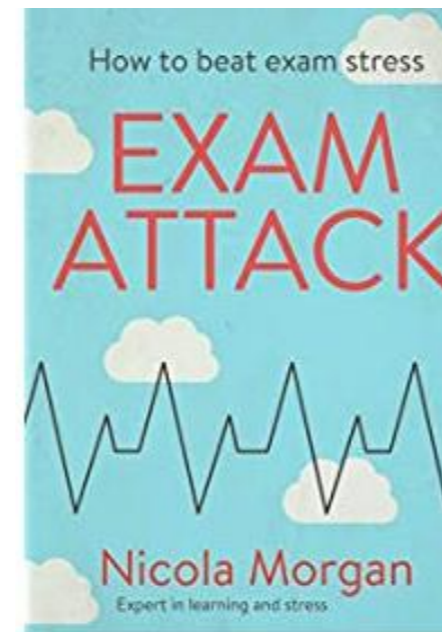
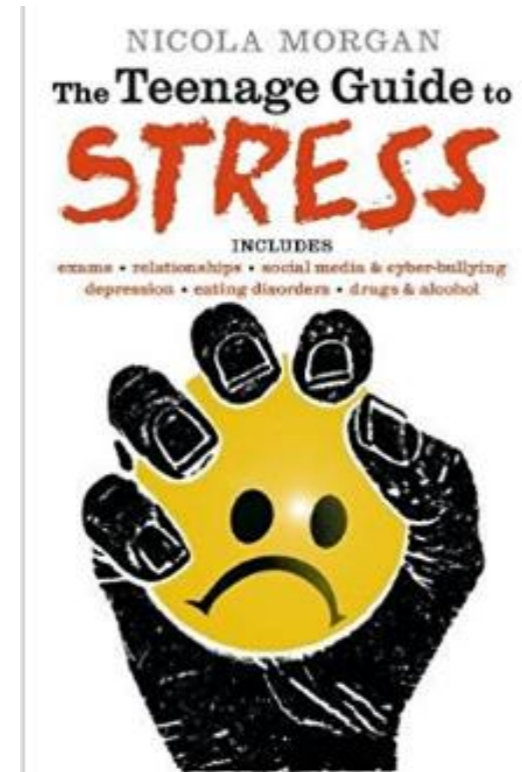
- **Do not fight it** – feeling nervous is natural and trying too hard to overcome it may prove to be counterproductive. Accept that controlled nervousness will not negatively impact your performance.
- **Be realistic** – we would all love to be Superman and get our revision done in five minutes, but it is not going to happen. Working 24 hours a day will not help either. Create a manageable revision plan that you can stick to in the real world.
- **Expect difficulty** – exams are designed to challenge and everyone taking the test will struggle to some degree!
- **Tackle self-doubt** – be realistic and optimistic about your capabilities. Visualise yourself staying composed and thoughtful during the exam. The worst thing you can do is assume you are doomed from the start!

BELIEVE AND SUCCEED

Resilience



Recommended Guides:




BELIEVE AND SUCCEED

Support



Year 11

- Mentor meetings
- Tutor and mentor support
- Subject 15 to 1 guides GCSE and Level 2
- Easter revision
- Subject revision sessions term 5
- PEP talks (year 11)
- Preparation breakfasts
- Year 11 Kings Sixth Induction day
- Next steps and careers help



October 2024

Dear Parent/Carer


Year 11 Pre-Public Exams - November 2024

I am writing to inform you of the pre-public exams (PPEs) that are due to take place for Year 11 students at Kings Academy from 6 - 15 November 2024.

PPEs are internal exams set by subject teachers. The results do not count towards the final grading of qualifications, if the full examination series is taken in the summer. However, these exams use exam board assessment materials and mark-schemes and give students a very authentic experience of sitting exams, an excellent preparation for the public exams in the summer. These exams also give students and their teachers valuable information regarding their current level of performance, their strengths and those areas which they still need to develop in order to achieve their full potential. If students spend time systematically revising and putting in their best effort, these exams will be a fantastic opportunity to build confidence and momentum towards success at the end of Year 11.

To ensure you have clear information to help support your son/daughter to prepare for these important assessments, please find overleaf a timetable indicating when exams in specific subjects will take place. Your son/daughter will, in due course, be issued with an Individual Candidate Exam Timetable. This will indicate exactly which papers they are sitting with details of start times, venues and seat numbers. A copy will also be emailed to their Kings' email address. Should your son/daughter be unclear they can seek further clarification from their subject teachers.

Business Studies	Students will be sitting a version of Paper 1 which will focus on Business Operations and Human Resources, Business in the Real World and Influences on Business. These areas are clearly listed in the contents page of the new CPG 9-1 Revision Guide. The paper is broken down into three sections. Section A contains six multiple choice questions, short knowledge only questions followed by a series of questions that need to be applied to the context in the question. Sections B and C will be based on real Business case studies with a variety of questions ranging from two to twelve marks.
Computer Science	There will be one paper for this PPE. This paper will cover elements of Paper 1 - general programming and Paper 2 - computing concepts. This is a two hour exam. The sections covered in Paper 1 are: Unit 1 Algorithms, Unit 2a+b - Programming, Unit 3 - Fundamentals of data representation, Unit 4 - Computer systems, Unit 5 - Networks and Unit 6 - Cyber Security. All students in Year 11 have been issued with Revision Guides, with practice questions. In addition, the Computer Science section of Firefly contains all of the lesson slides, alternative revision guides and practice questions.
Creative iMedia	The exam will be a past paper covering the examined unit R093 - Creative iMedia in the Media Industry. This exam is one hour and 30 minutes. This will be a useful opportunity to reinforce your



	point of view on a given topic. There are past papers and revision resources on Firefly to aid revision for this PPE.
Food Preparation and Nutrition	Students will sit a full exam paper. This will test knowledge of all content from years 9 and 10. Revision guides and AQA flash cards are the best source of information as for the end of year 10 exam. Reminder of topic areas: Food, Nutrition and Health, Food Science, Food Safety, Food Choice and Food Provenance. The paper has 20 multiple choice questions and then the remainder is a combination of short answer/fill in a table questions and long questions worth up to 12 marks usually on nutrition for a specific dietary need and the environment e.g. genetically modified food, food waste, sustainability etc.
French/ German	PPEs will take cover for all four skill areas: reading, listening, speaking and writing. Students should focus on learning topic specific vocabulary via the AQA list on Quizlet and practising tasks for the skill areas via the links in the Revision section on Firefly. The topics at both Higher and Foundation level will cover the following topics: Relationships with family and friends, marriage/partnership, social media, mobile technology, music, cinema and tv, food and eating out, sport, home, town and local region, social issues: charity/voluntary work, healthy and unhealthy living, global issues: the environment, poverty/homelessness, travel and tourism, current and future study and employment. In preparation for the writing exam students should use Basics and Complex Features sheets, Bitesize, Languages Online, the CPG 9-1 Revision Guides and Firefly links to revise grammar and core vocabulary including the past, present and future verb tenses, word order rules, opinion phrases, time phrases and connectives.
Geography	Students will be sitting two, one and a half hour examinations. Paper 1 will test all of their physical Geography topics; Natural Hazards, The Living World, Coasts and Rivers. Students must therefore revise all of these topics in detail. The exam will test a range of geographical knowledge and skills through a variety of questions (ranging from multiple choice to extended written answers). Questions will therefore range from one mark questions to nine mark questions. There may be questions in the exam where students will need to use examples or a case study(ies) so it is important they are familiar with any case study content. Paper 2 will test their ability to apply geographical skills and understanding using a pre released document which will be provided in lessons, they will also be tested on their fieldwork knowledge. Students will need to revise their key terminology and both physical and human fieldwork findings for this paper. To ensure they have revised effectively, students should use their exercise books (with 'Topic Overviews' and 'Key Words') and revision guides to prepare for this exam.
Health and Social Care	Students are to revise all of the content of Component 3, this has been covered this year. There will be multiple choice questions and longer answer questions. Students should revise factors that affect health and wellbeing, physiological and lifestyle factors and understand a person centred approach and how to make recommendations to improve an individual's health and wellbeing.

Support



Learning Scientist – webpage and resources

<https://www.learningscientists.org/downloadable-materials>

The screenshot shows the homepage of the Learning Scientists website. At the top left is a 'Navigation Menu' icon. In the center is the 'THE LEARNING SCIENTISTS' logo, which is a green hexagon containing the letters 'LS' and the word 'Candidates'. Below the logo is the text 'THE LEARNING SCIENTISTS' and 'Six Strategies for Effective Learning Materials for Teachers and Students'. To the right of the logo are social media icons for Twitter, Facebook, and Instagram, along with a search icon and a 'Follow' button. Below this is a section titled 'DOWNLOAD BY STRATEGY' with six circular icons representing different learning strategies: 1. 'SPACE OUT YOUR STUDYING OVER TIME' (SPACING, TESTING, SKETCHING), 2. 'PRACTICE BRINGING INFORMATION TO MIND' (RECALL, RETRIEVAL), 3. 'EXPLAIN & DESCRIBE IDEAS WITH MANY DETAILS' (EXPLAIN, DESCRIBE), 4. 'SWITCH BETWEEN IDEAS WHILE YOU STUDY' (ACB, CBA, BCA TOPICS), 5. 'USE SPECIFIC EXAMPLES TO UNDERSTAND ABSTRACT IDEAS' (CONCRETE, SPECIFIC), and 6. 'COMBINE WORDS & VISUALS' (COMBINE WORDS & VISUALS).

BELIEVE AND SUCCEED

Supporting Exams



JCQ
CIC

On your exam day

This checklist will help you to be as prepared as possible for your exams, so that on the day itself you can focus on doing your best.

Before sitting your exams, ensure you know:

- the date, time and location of your exams – you might find it helpful to write this information in a calendar or planner
- who to contact at school or college in case there's an emergency that makes you late or unable to sit your exam

What you will need:

- a clear pencil case
- at least two black ink pens – blue pens are not acceptable
- an approved calculator for relevant exams
- appropriate apparatus such as a ruler or protractor for relevant exams
- a clear water bottle if you wish to take one in – it must not have a label

What you cannot take into exams:

- any type of phone
- revision notes
- any type of watch (this includes analogue, digital and smart watches)

Other important information:

- Listen carefully to the invigilator's instructions which will be specific to your exam. If you are unsure of anything, please raise your hand and wait for the invigilator.
- Fill in your details on the front of your answer booklet.
- If you need additional answer sheets, raise your hand and wait for an invigilator who will provide you with one. Remember to add your details to this booklet too.
- If you need to use the toilet or feel unwell, raise your hand and wait for an invigilator who will escort you from the exam room.
- Make sure you stay silent – talking to a fellow candidate could result in disqualification from all your exams.

If you have any questions about the format on the day, please ask your teacher or exams officer.

You can also find useful information about preparing for exams at www.jcq.org.uk/exams-office/information-for-candidates-documents

EFFECTIVE FROM 1 SEPTEMBER 2022

Information for candidates documents - JCQ Joint Council for Qualifications






Documents to be aware of Information for candidates documents - JCQ Joint Council for Qualifications

BELIEVE AND SUCCEED

Supporting Exams



What you will need:

- a clear pencil case 
- at least two black ink pens – blue pens are not acceptable 
- an approved calculator for relevant exams 
- appropriate apparatus such as a ruler or protractor for relevant exams 
- a clear water bottle if you wish to take one in – it must not have a label 

NO

- phones
- watches
- notes

Exam Information



Exam and Assessment Information

Internal PPEs

Year 11 PPE Timetable – November 2024

Year 13 PPE Timetable – November 2024

2024/2025 Public Exam Information

Exam Board Information – Summer 2025

November 2024 GCSE Resit Timetable

Vocational Exams January 2025

GCSE Timetable Summer 2025 – PROVISIONAL

GCE Timetable Summer 2025 – PROVISIONAL

Contacting the School

Year 9 Options

Musical Instrument
Tuition

The Library

Kings' Cafe

Revision

Exam and Assessment
Information

Student Resources

Tell Someone

Students → Exams
Timetables are also
shown here.

Please let us know asap
if you are going to be
absent.

BELIEVE AND SUCCEED

Non-Examined Assessment (NEA)



Information for Candidates Non-Examined Assessment, JCQ [Information for candidates documents - JCQ Joint Council for Qualifications](#)



Preparing Your Work

- Write up your own account
- Adhere to deadlines
- Inform your teacher if you receive help
- Do not share your work with classmates, keep it safe
- Do not be tempted to use online pre-prepared solutions
- You must not write inappropriate, obscene or offensive material

BELIEVE AND SUCCEED

Non-Examined Assessment (NEA)



Research and Using References

- The research you do may involve looking for information in published sources such as textbooks, encyclopaedias, journals, TV, radio and on the internet.
- The regulations state that: ‘the work which you submit for assessment must be your own’; ‘you must not copy from someone else or allow another candidate to copy from you’ this includes online references
- If you use the same wording, you must add **quotation marks to the phrase and supply the reference.**
- You must make sure that you give **detailed references** for everything in your work which is not in your own words.



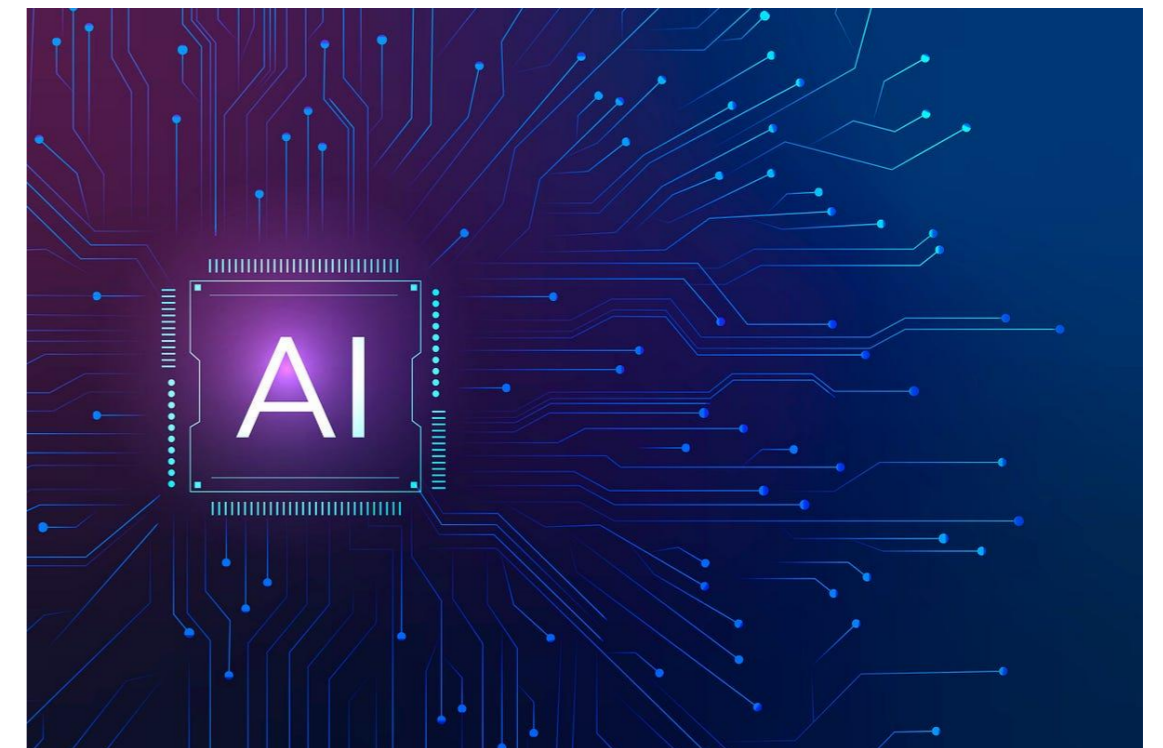
Non-Examined Assessment (NEA)

Artificial Intelligence (AI)

AI tools create text by learning from data from the internet, however it can make things up and be biased.

If you use AI in an assessment and declare it as your own work this is malpractice. Sanctions include (but are not limited to) loss of marks or even disqualification from the qualification.

No Level 2 or GCSE qualifications allow the use of AI for 2025 summer entry.



Non-Examined Assessment (NEA)



3419206534

Plagiarism involves taking someone else's words, thoughts or ideas and trying to pass them off as your own.

It is a form of cheating which is taken very seriously.



Centre Authentication Form

OCR AS and A Level, Cambridge National, Entry Level, Extended Project, Functional Skills and GCSE qualifications

One copy of this form must be completed for each internally assessed unit or component and signed by the appropriate person(s). The completed form **must be retained by the centre and be available on request** to either OCR or the JCQ centre inspection service. It must be kept until the deadline has passed for centres to submit a review of moderation. Once this deadline has passed and centres have not submitted a review, this form can be destroyed.

Centre name	<input type="text"/>	Centre no	<input type="text"/>	<input type="text"/>	<input type="text"/>	<input type="text"/>	<input type="text"/>	<input type="text"/>	<input type="text"/>
	Qualification type	<input type="text"/>							
	(e.g. Functional Skills, EntryLevel, GCSE or AS and ALevel)								
	Unit or specification number and component code	<input type="text"/>	<input type="text"/>	<input type="text"/>	<input type="text"/>	<input type="text"/>	<input type="text"/>	<input type="text"/>	<input type="text"/>
	(e.g. Y100/A, J351/03 or J170/01)								
	Unit or specification title	<input type="text"/>							
	(e.g. Topic-based essay or Photography: Portfolio)								
Examination series	<input type="text"/>	<input type="text"/>	<input type="text"/>	<input type="text"/>	<input type="text"/>	<input type="text"/>	<input type="text"/>	<input type="text"/>	<input type="text"/>

BELIEVE AND SUCCEED

Non-Examined Assessment (NEA)



**IT'S YOUR QUALIFICATION SO IT
NEEDS TO BE YOUR
OWN WORK**

BELIEVE AND SUCCEED

English

What are the GCSE papers?
How can I revise for them?

2 separate GCSEs; 2 exams for each.

English Language Exams	English Literature Exams
<p><u>Paper 1: Explorations in creative reading and writing</u> (one hour and 45 minutes)</p> <p>One source, four questions Creative writing</p>	<p><u>Paper 1: Shakespeare and the 19th century novel</u> (one hour and 45 minutes)</p> <p>Section A: Shakespeare (50 minutes) Answer one question on <i>The Tempest</i>. - Extract and whole text</p> <p>Section B: 19th Century novel (50 minutes) Answer one question on <i>Jekyll and Hyde</i>. - Extract and whole text</p>
<p><u>Paper 2: Writers' viewpoints and perspectives</u> (one hour and 45 minutes)</p> <p>Two sources, four questions Writing with a point of view</p>	<p><u>Paper 2: Modern texts and poetry</u> (2 hours and 15 minutes)</p> <p>Section A: Modern texts (45 minutes) Answer one question on <i>Animal Farm</i>.</p> <p>Section B: Power and conflict poetry (45 minutes) Answer a comparative question on the named poem and another poem of your choice from the anthology.</p> <p>Section C: Unseen poetry (45 minutes) Answer one question on an unseen poem. Answer one question comparing the first unseen poem with a second unseen poem.</p>

Nov PPE

March PPE

Revision: where do I start?

Use your exercise books for revision

	Dr Jekyll and Mr Hyde
	Macbeth
	Animal Farm
	Poetry
	English Paper 1
	English Paper 2

Revision: where do I start?

Use the resources on Firefly

English

Immersive Reader

English

A level

GCSE

What to Read

YEAR 9 ASSESSMENT WEEK REVISION

Mr Budge

National Theatre

Writing Support

GCSE English Language resit

Create

Edit Page

Type here to search

09:05
14/10/2022

BELIEVE AND SUCCEED

GCSE

GCSE

WHEN
YOU CLICK
ON THE
GCSE
FIREFLY
PAGE YOU
WILL FIND
A
REVISION
AUDIT...



Use the document below to help you identify which areas of the English exams you need to revise

English Revision

Use Firefly to revise for your English Language and Literature exams

PAGE 1 OF 5

100%

Revision Audit.docx

RATE HOW
CONFIDENT
YOU ARE
WITH EACH
ASPECT OF
THE UNIT.

REVISE THE
ELEMENTS
YOU ARE
LEAST
CONFIDENT
WITH

English Literature Paper 1

Topic in Paper 1	Confidence rating	What to do to revise	Complete?
Macbeth - plot		Reread the play. Fill in the gap fill summary of each act on Firefly.	
Macbeth – characters		Complete character sheets on Firefly.	
Macbeth - themes		Complete theme sheets on Firefly.	
Macbeth – context		Include context on your theme/character sheets. Make a list of context for the play.	
Macbeth – answering the question		Complete answers to exam questions on Firefly. Check they include evidence, analysis, terminology and context	
Jekyll and Hyde- plot		Reread the book. Read the plot summary on Firefly. Complete summaries of each chapter.	
Jekyll and Hyde – characters		Complete character sheets on Firefly.	
Jekyll and Hyde – themes		Complete theme sheets on Firefly.	
Jekyll and Hyde – settings		Complete setting sheets on Firefly.	
Jekyll and Hyde – context		Include context on your	

There is a page for each exam on Firefly with revision resources, past papers, example answers and wider reading

The screenshot displays the Firefly website interface. At the top, a red navigation bar shows 'English > GCSE' and an 'Immersive Reader' button. Below this, a large red banner reads 'GCSE'. A text prompt states: 'Use the tabs here to revise for each exam. Scroll down for information on each exam (sections, timings etc)'. Four exam-specific cards are shown, each with a representative image and a title: 1. 'English Language Paper 1: Explorations in Creative Reading and Writing' (blue card, image of a moon and broken glass). 2. 'English Language Paper 2: Writers' Viewpoints and Perspectives' (red card, image of a newspaper article titled 'Why Cross-Country is a Silly Sport'). 3. 'English Literature Paper 1: 'Macbeth' and 'Dr Jekyll and Mr Hyde'' (yellow card, image of a ship). 4. 'Eng Lit Paper 2: 'Animal Farm', Power and Conflict Poetry, Unseen Poetry' (green card, image of George Orwell's 'Animal Farm').

Below the exam cards is a navigation menu with icons for: Kings Academy, Dashboard, Resources, Planner, Tasks, and Markbook. A search icon is also present.

The lower portion of the screenshot shows a detailed page for 'Macbeth'. The breadcrumb trail reads: 'English > English Literature Paper 1: 'Macbeth' and 'Dr Jekyll and Mr Hyde' > Macbeth'. The page title is 'Macbeth'. A sidebar on the left under 'Explore English' lists: Discussion Forum, English Language Paper 1: Explorations in Creative Reading and Writing, English Language Paper 2: Writers' Viewpoints and Perspectives, English Literature Paper 1: 'Macbeth' and 'Dr Jekyll and Mr Hyde' (selected), Jekyll and Hyde, Revision Session, and Macbeth. The main content area features four colored buttons: 1. Revision Resources (blue), 2. Past Papers (red), 3. Sample Answers and Markscheme (yellow), and 4. Extension resources (green).

Some other useful tips

Revision guides: on sale soon

Audiobooks


BBC Bitesize: good for key ideas and testing yourself with quizzes

Connell Guides: good for ideas – ask your English teacher if you can borrow one

Extension reading in classrooms

Mr Bruff

https://www.youtube.com/user/mrbruff/videos?shelf_id=1&sort=dd&view=0



General tips

English Language	English Literature
<ul style="list-style-type: none">• Read different types of texts• Use information and guidance on Firefly and in your English books to revise HOW to answer each question• Do exam questions!	<ul style="list-style-type: none">• Re-read the texts• Use revision templates on Firefly to revise character, theme, quotes, context• Learn non quote methods (on Firefly)• Do exam questions!



Jekyll's house is symbolic of his character's duality. The front entrance symbolises his reputation as a Victorian Gentleman, but the back entrance symbolises his darker and secret side.

BELIEVE AND SUCCEED

Maths

How to revise maths?



Maths Revision

QLA from Pre –PPE

Pre-PPE Question Level Analysis Sheet

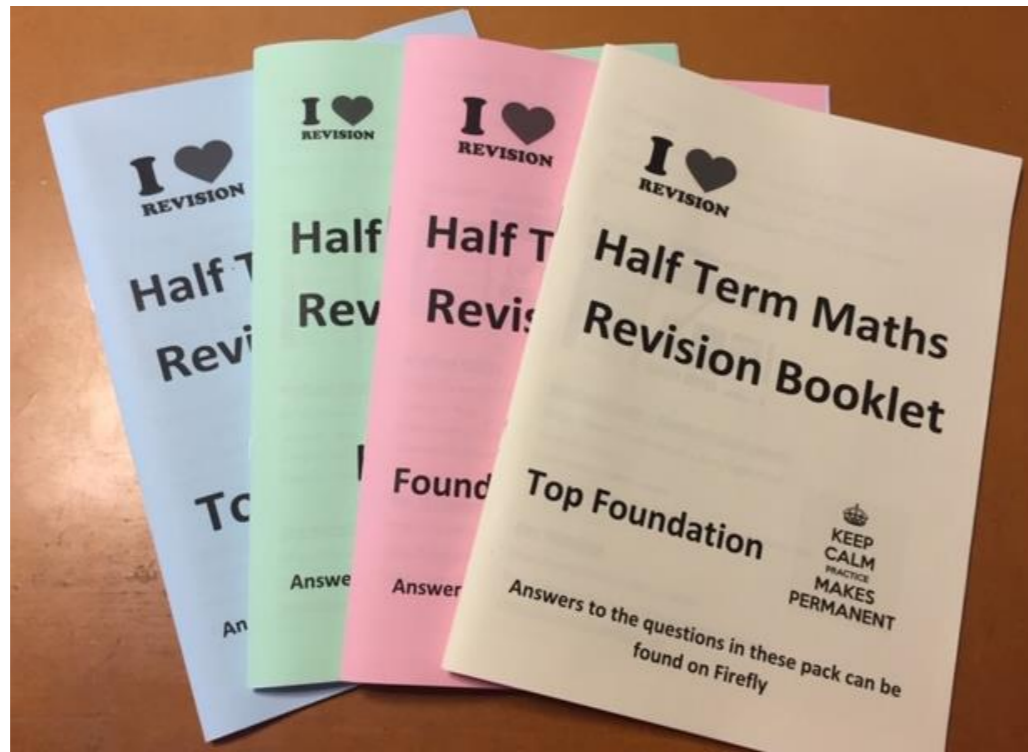


Total: 35 / 80 which is a grade 5+.

Question	Topic	Your score	Marks available	Corbett Help video number(s)	Hegarty Help videos
Qu-1	Sets and Venn diagrams	6	6	380	377, 383
Qu-2	Simultaneous equations	2	3	295	190
Qu-3	Median & Probability (Dress sizes)	1	2	51	416
Qu-4	Fractions Percentages Ratio (Cakes)	5	5	269a 137	80, 98, 332
Qu-5	Angles and Polygons	2	4	32 36	561
Qu-6	Density of drink	2	4	384	732
Qu-7	SOH CAH TOA Trig in RA Triangle	2	2	329 330	509

BELIEVE AND SUCCEED

Half Term Revision Booklets



Pupils will take a Calculator and Non-Calculator paper for the November PPEs.

The half term revision booklet contains:

- Topics lists for each paper with links to SPARX Maths and Corbett Maths.
- Formulas they need to know.
- Information on useful revision websites for Maths.
- Sets of past exam questions on key topics that will come up.
- Worked solutions to the revision booklet will be set on class charts.

Maths past papers can be found on the revision page on Firefly

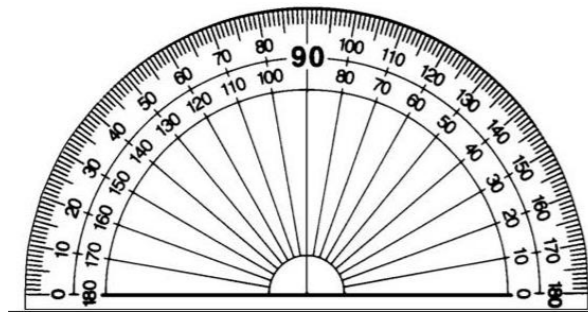
Year 11 GCSE Revision

Scroll down for more revision links!



- All past papers
- Mark Schemes
- Worked Solutions
- Video Solutions

Equipment Needed



Protractor



**Scientific
Calculator**



Pens



HB Pencil



Compass



Ruler

Rubber



Science

How to revise Science?

Science

The Science curriculum contains a large amount of content split into three distinct subjects. Chemistry, Biology and Physics.

The content of each subject is linked but does not follow lesson by lesson.

Lots of lessons focus on one concept at a time.

Science



A screenshot of a web application interface. At the top, a browser window shows the URL 'https://kpw.fireflycloud.net/chemistry/gcse/revision/past-paper-questions-by-topic-and-revision-checklists/combined-double-science/paper-1'. Below the browser, a navigation bar contains the 'KINGS' logo and menu items: 'Dashboard', 'Resources', 'Planner', 'Tasks', and 'Markbook'. The main content area has a blue header with 'Chemistry > Combined (double) science > Paper 1'. Below this is a large orange banner with 'Paper 1'. A left-hand sidebar menu titled 'Explore Chemistry' lists: 'Combined (double) science', 'Paper 1' (highlighted), 'Topic 1 - Atomic structure and the Periodic table', 'Topic 2 - Bonding, Structure and Properties of Matter', 'Topic 3 - Quantitative Chemistry', 'Topic 4 - Chemical changes', 'Topic 5 - Energy Changes', 'Paper 2', and 'Triple Chemistry'. Below the sidebar is a 'Create' button. The main content area displays five colored boxes representing topics: 'Topic 1 - Atomic structure and the Periodic table' (blue), 'Topic 2 - Bonding, Structure and Properties of Matter' (orange), 'Topic 3 - Quantitative Chemistry' (yellow), 'Topic 4 - Chemical changes' (green), and 'Topic 5 - Energy Changes' (purple). At the bottom right of the main content area is an 'Edit Page' button.

BELIEVE AND SUCCEED

Science



C1 Atomic Structure & The Periodic Table

<i>Can you...?</i>			
1.1.1 Atoms, elements and compounds			
Define the word 'element' in terms of atoms.			
Recall that there are about 100 different elements which are shown in the periodic table.			
Describe what a compound is and how they are represented.			
Describe how compounds are formed and separated, and what this involves.			
Use the names and symbols of the first 20 elements in the periodic table, the elements in Groups 1 and 7, and other elements in the Chemistry course.			
Name compounds of these elements from formulae or symbol equations.			
Write word equations for all the chemical reactions in the Chemistry course.			
Write formulae and balanced chemical equations for all the chemical reactions in the Chemistry course.			
1.1.2 Mixtures			
Describe what a mixture is and whether the properties of each substance in the mixture are changed or unchanged.			
State the 5 processes which can be used to separate mixtures, and remember that they do not involve chemical reactions.			

Checklists
for subject
content
and skills

BELIEVE AND SUCCEED

Science

Topic 1 - Atomic structure

https://kow.fireflycloud.net/Resources/Subjects%20%5BF5%5D/Chemistry%20%5BF3g%5D/GCSE%20%5BF5y%5D/Revision%20%5BF69d%5D/Past%20paper%20que

8 of 48 Contents

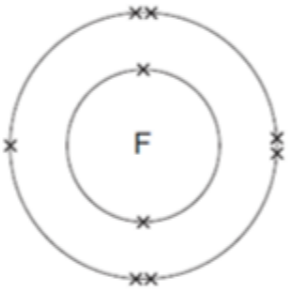
Fit to page Page view Read aloud Add notes

(1)
(Total 8 marks)

5 This question is about fluorine.

(a) **Figure 1** shows the arrangement of electrons in a fluorine atom.

Figure 1



(i) In which group of the periodic table is fluorine?

Group _____

(1)

Chew Valley School Page 8 of 48



Preparation for Success Evening 2024

Thank you for attending

BELIEVE AND SUCCEED