

What is Unifrog?

Unifrog is an online platform designed to support young people to make informed decisions about their futures.

They partner with schools to provide a range of online tools and lessons to help students explore their interests, find their best next step, and apply successfully.

The online platform is suitable for all students from Year 7 all the way up to Year 13 and beyond.



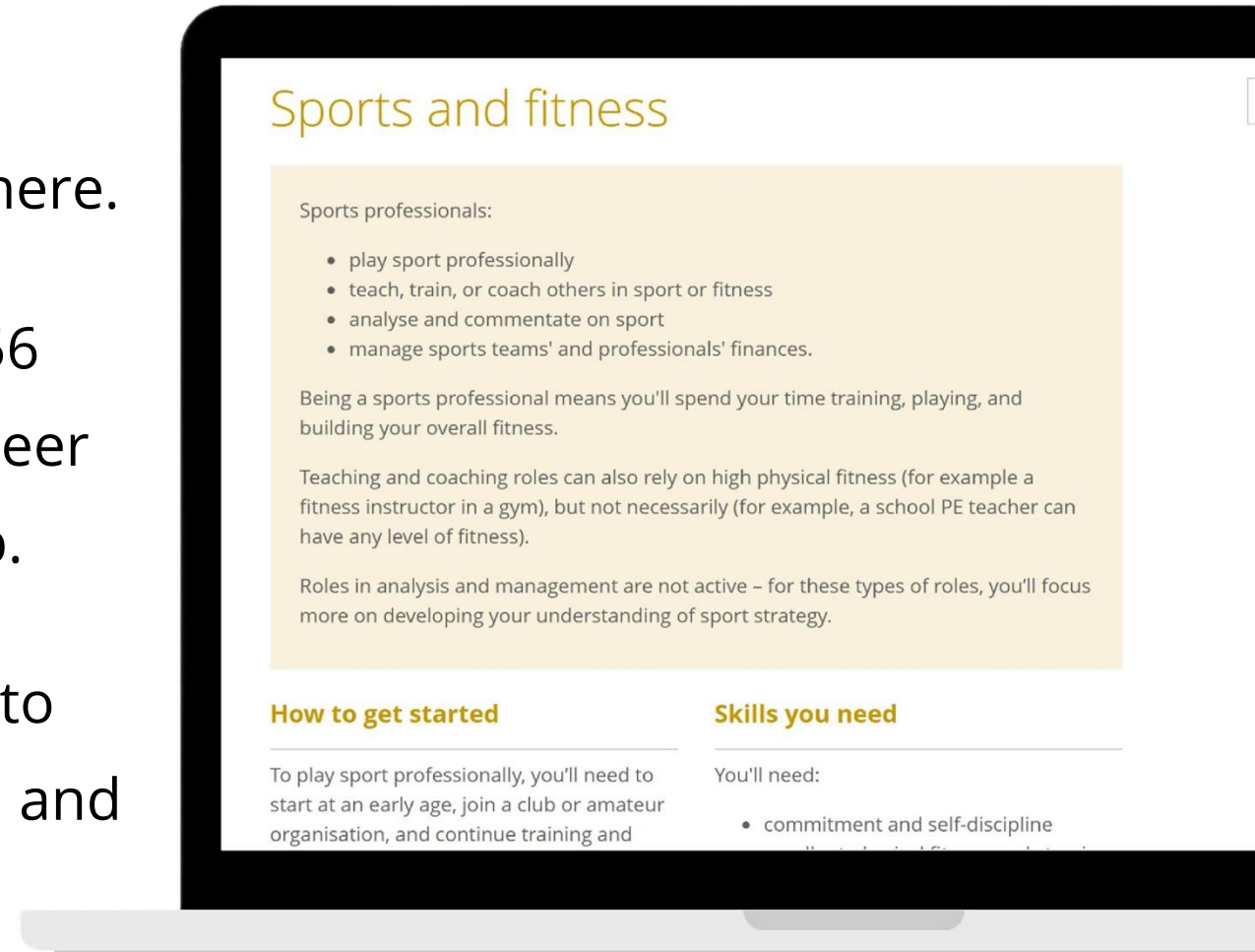


The Career Sectors library

For all students, exploring careers should be about discovering all the opportunities out there.

Unifrog has grouped its career profiles into 56 sector profiles to help students explore a career area without needing to focus on a single job.

Each profile includes a sector overview, how to get started, the skills you'll need, useful links, and up-to-date labour market information.

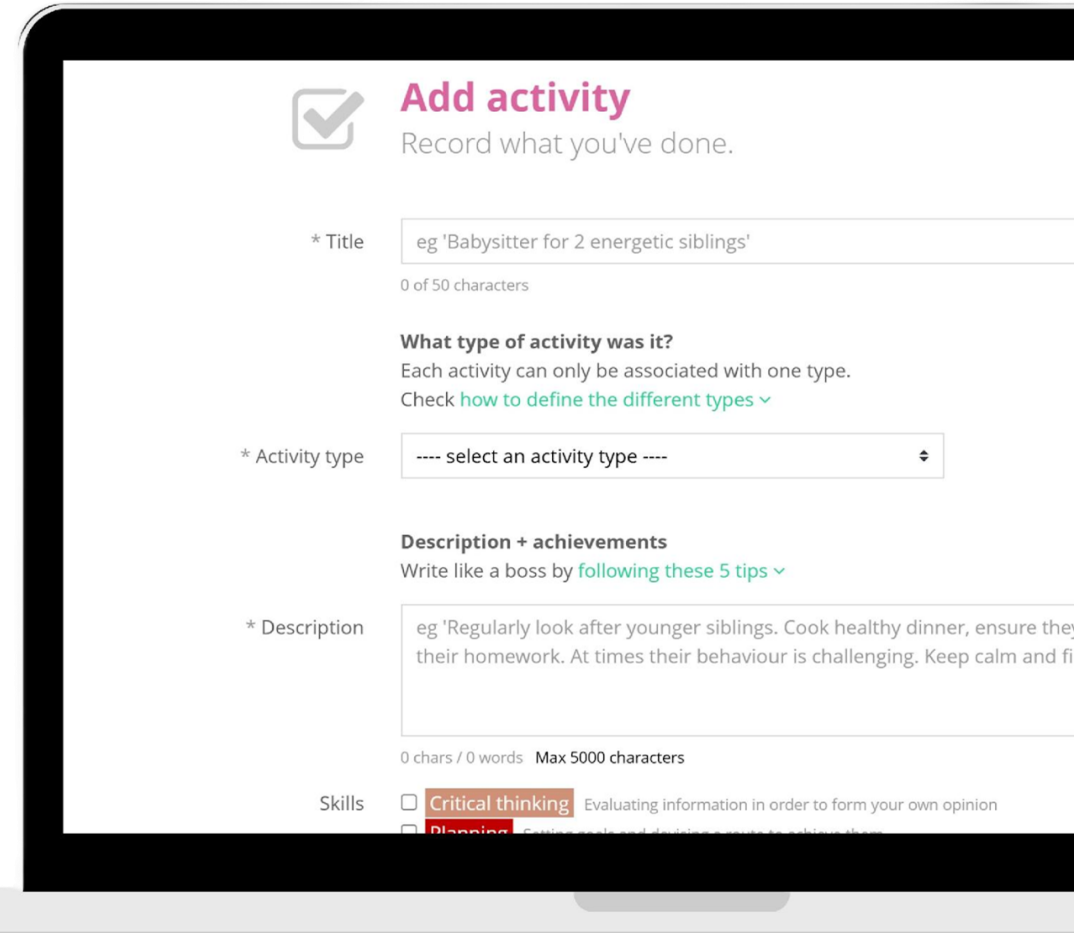


The Activities tool

Students can start building a portfolio of academic and extracurricular activities.

They can use this tool to record and remember all the great work they've been doing, whether in class, on a sports team, in private music lessons, volunteering, or something else.

They can also use their record to reflect on their journey so far to see what they're good at, what they like doing, and what they want to do next.



The screenshot shows the 'Add activity' form on a laptop screen. At the top left is a checkmark icon. The title 'Add activity' is in pink, followed by the subtitle 'Record what you've done.' Below this is a text input field for the title, containing the example 'eg 'Babysitter for 2 energetic siblings'', with a character count '0 of 50 characters'. A dropdown menu for 'Activity type' shows '---- select an activity type ----'. The 'Description + achievements' section has a text area with the example 'eg 'Regularly look after younger siblings. Cook healthy dinner, ensure they do their homework. At times their behaviour is challenging. Keep calm and fi...'', with a character count '0 chars / 0 words Max 5000 characters'. At the bottom, there are checkboxes for 'Skills', with 'Critical thinking' and 'Planning' highlighted in red, each followed by a brief description.

☒ **Add activity**
Record what you've done.

* Title
0 of 50 characters

What type of activity was it?
Each activity can only be associated with one type.
Check [how to define the different types](#) ▾

* Activity type ▾

Description + achievements
Write like a boss by [following these 5 tips](#) ▾

* Description
0 chars / 0 words Max 5000 characters

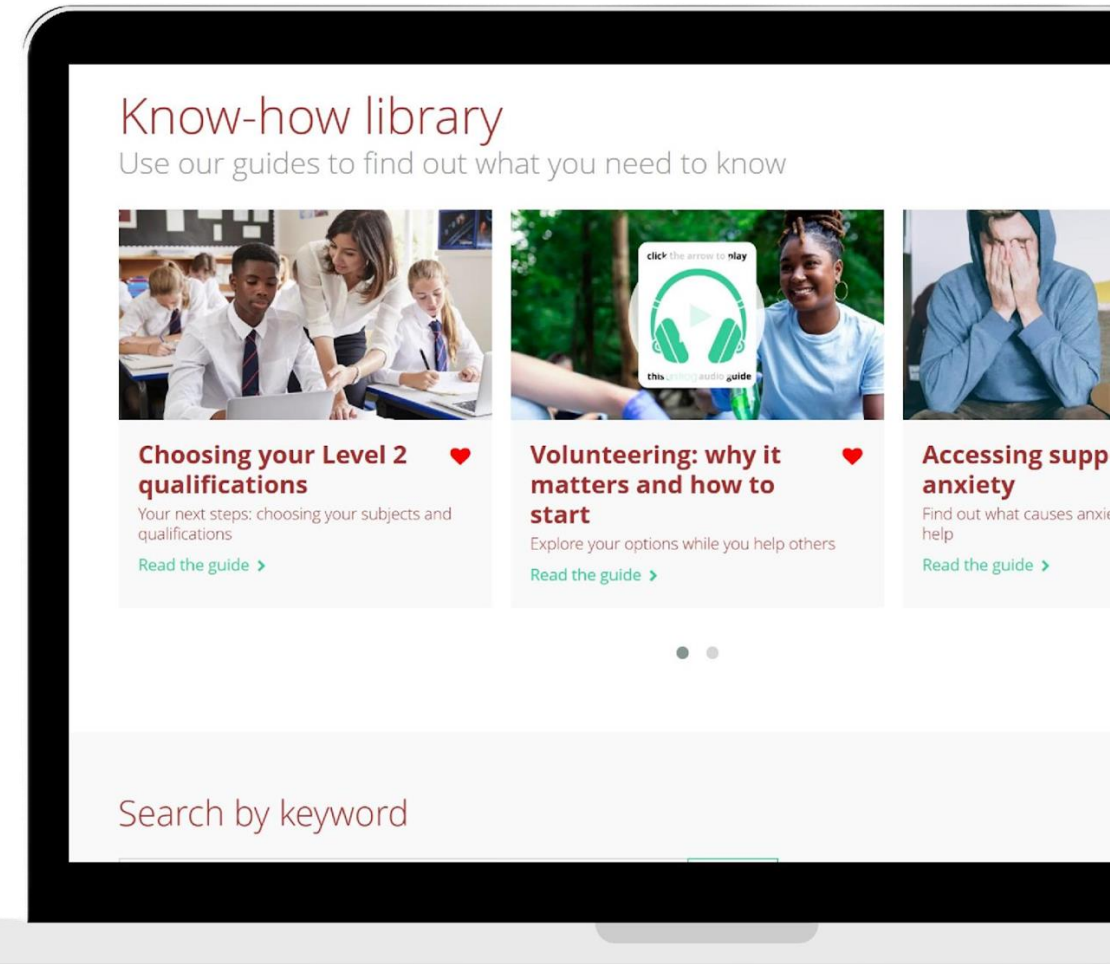
Skills ☐ **Critical thinking** Evaluating information in order to form your own opinion
☐ **Planning** Setting goals and devising a route to achieve them

The Know-how library

Sometimes, students need a little bit of guidance. The Know-how library is full of expert advice and guidance tackling a range of topics from mental health, to academic support, to industry insights.

Some of Unifrog's popular guides include:

- Get on the ladder: sport and fitness
- Skills: what are they and why do they matter?
- Understanding autism

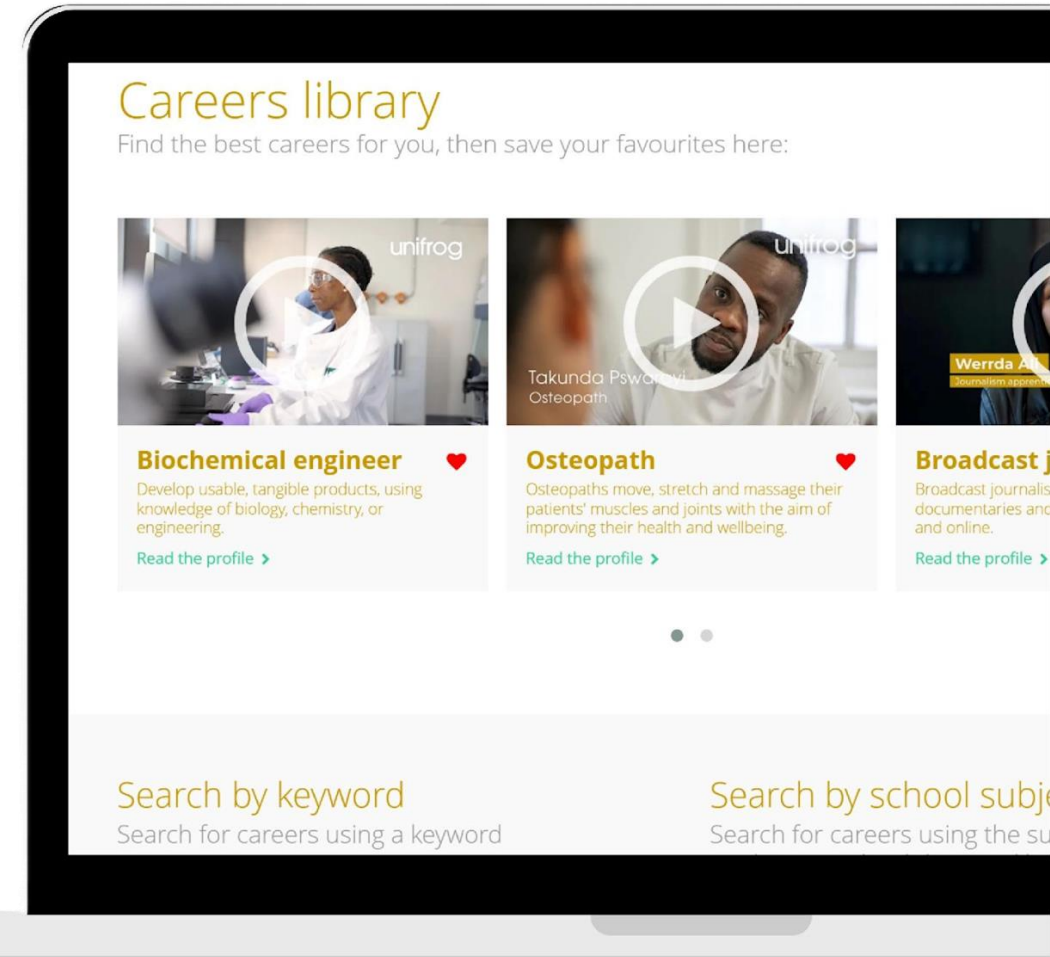


The Careers library

Students can explore over 600 careers and read up on key details like:

- typical duties
- necessary skills and qualifications
- local and national labour market information

They can also watch videos with industry experts who share their own journeys and some of their favourite and least favourite parts of their jobs.

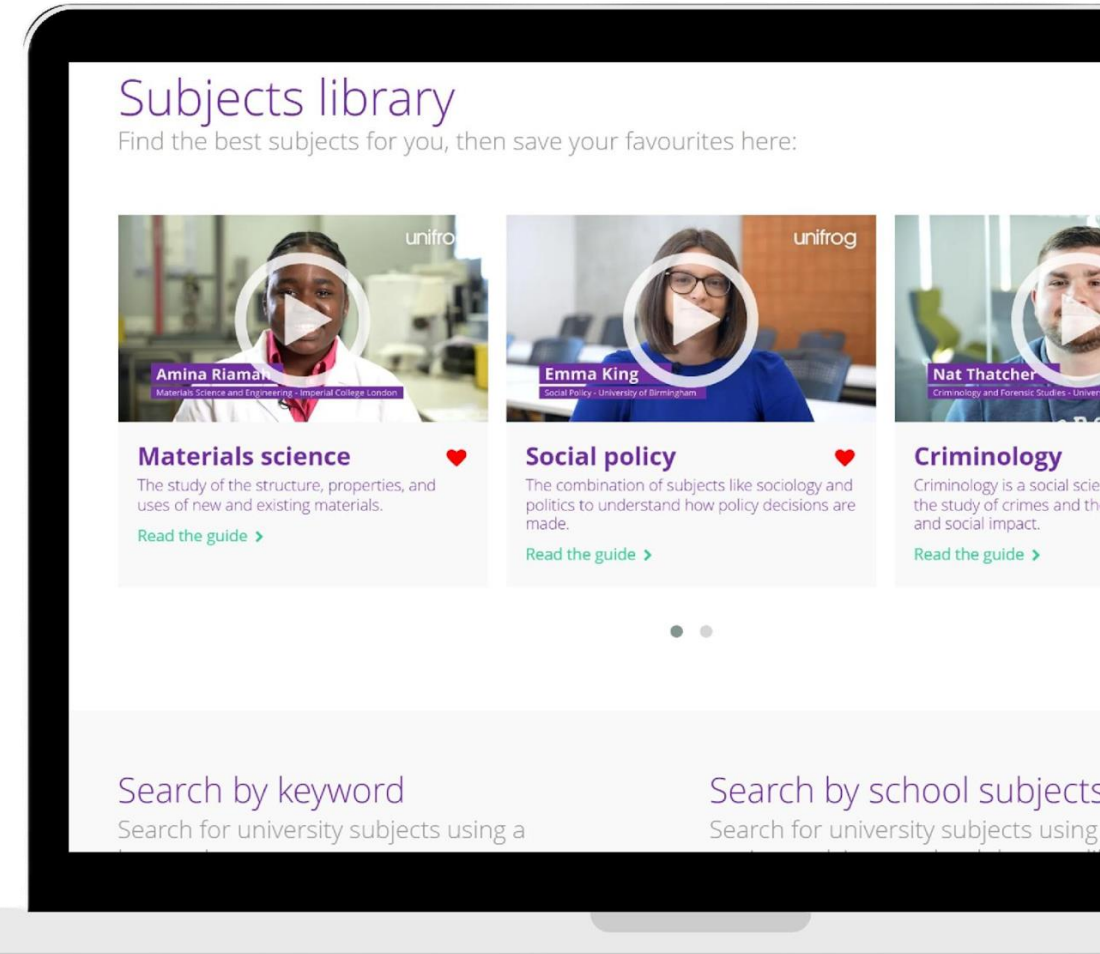


The Subjects library

Students can explore over 100 university-level subjects and read up on key details like:

- the top 10 related school subjects (to help them choose their level 3 subjects)
- recommendations for wider reading to develop their interest in the subject
- interesting facts, including cross-curricular topics

They can also watch videos with real students to find out what it means to study the subject.

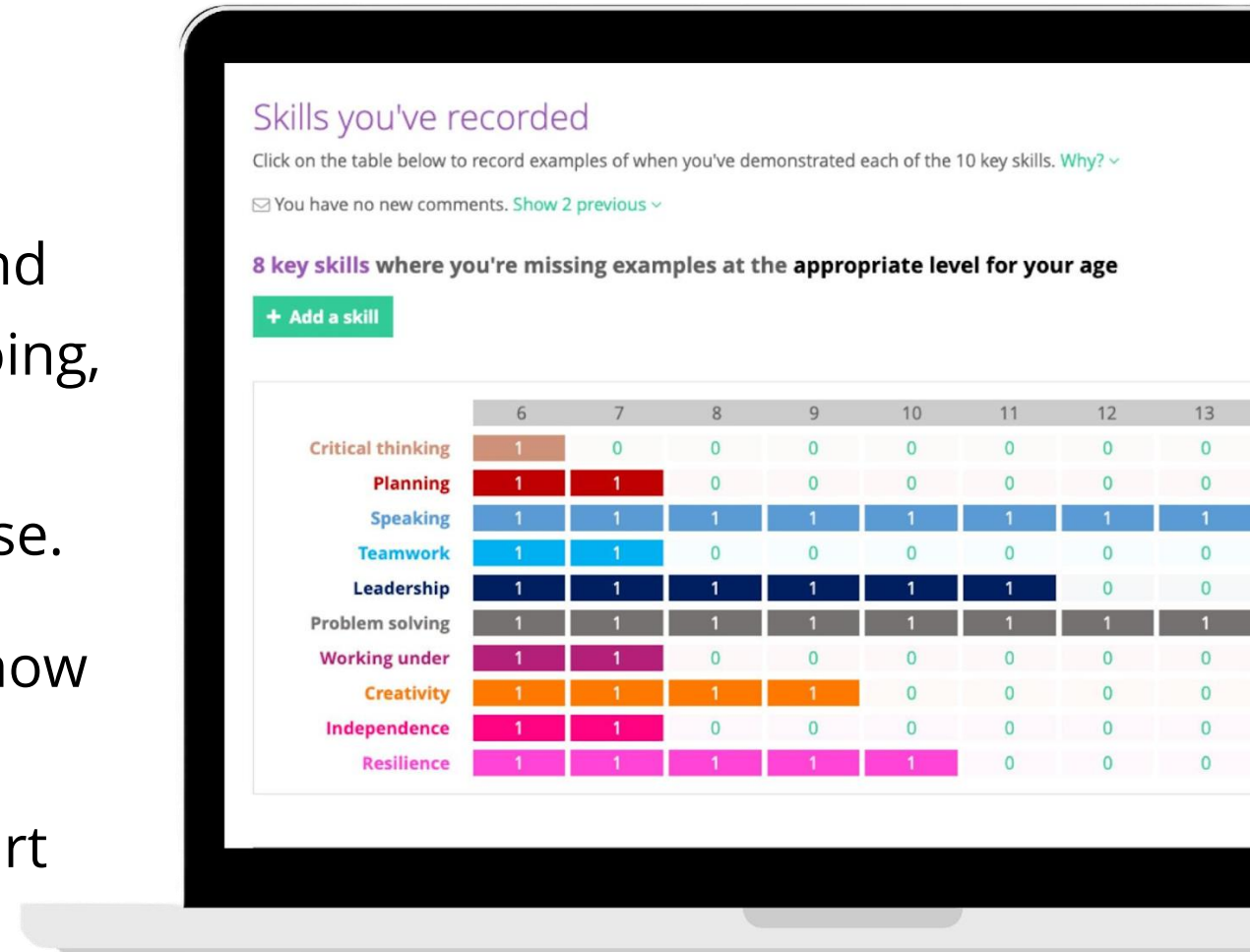


The Skills tool

Students can start building a portfolio of academic and extracurricular skills.

They can use this tool to help them record and remember all the great work they've been doing, whether in class, on a sports team, in private music lessons, volunteering, or something else.

They can use the related resources to learn how to build on their skills, and pull them straight through to their CV when they're ready to start applying.

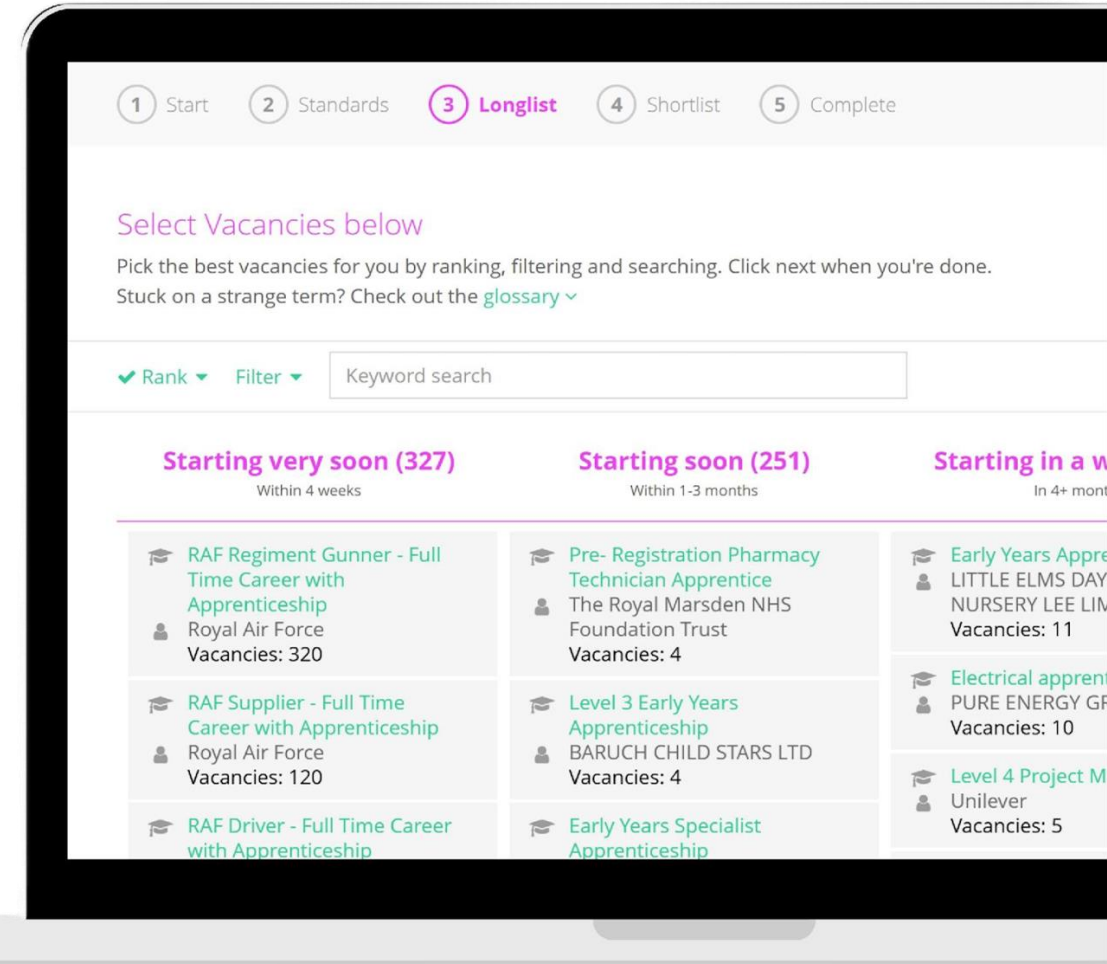


The search tools

Students can search for live apprenticeships and FE courses, using the filter and rank options that are important to them, like:

- Ofsted rating
- weekly salary
- duration
- % in work or education following completion

They can save their favourites on a shortlist to come back to when they're ready to apply.



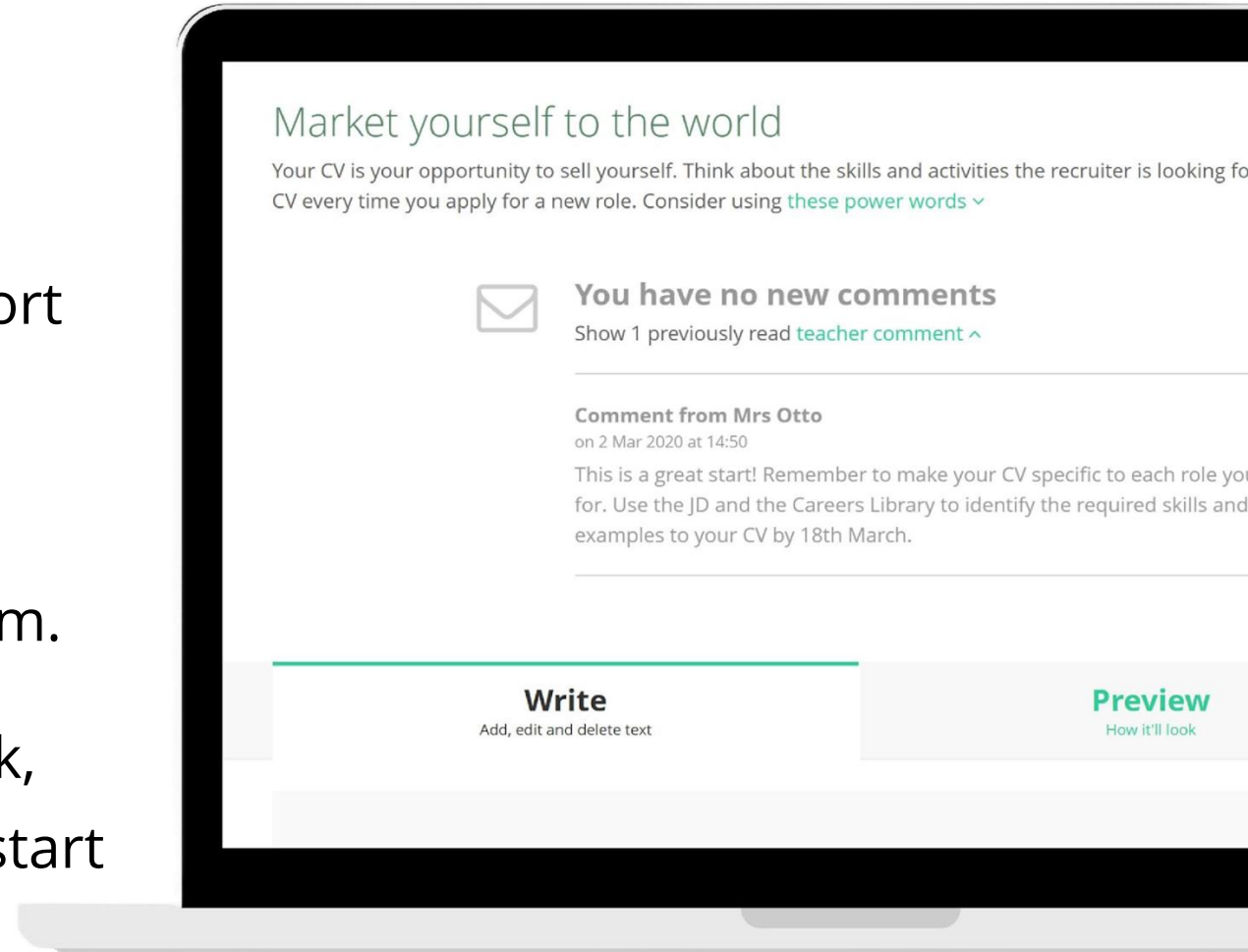
The writing tools

Students can write their CV, cover letter, and more using Unifrog's writing tools.

Each type of application has top tips to support students with the writing process.

Teachers can also read students' work and provide feedback on it directly on the platform.

Unifrog automatically saves all students' work, meaning no more losing data and having to start over!



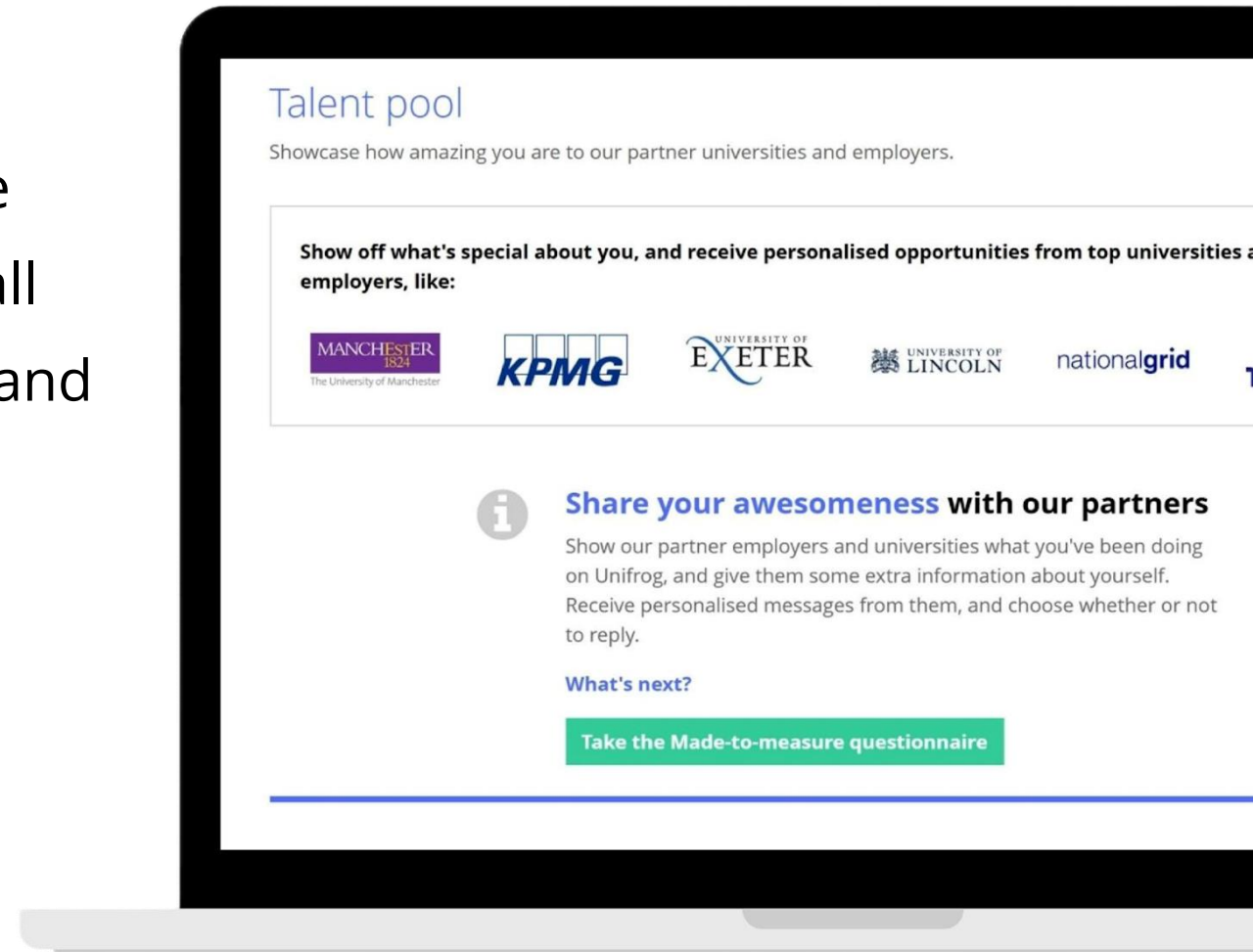
unifrog

Important information

The Placements tool and Talent pool

Unifrog's Placement tool allows students in Years 10 and 12 to organise work experience and placements directly from the platform, all under the supervision of a parent/caregiver and teacher.

Students in Years 12-13 can join the Talent pool, meaning Unifrog's partner universities and employers can get directly in touch with them with relevant opportunities.



GDPR

GDPR is a regulation in EU law on data protection and privacy for everyone within the European Union and the European Economic Area.

Unifrog takes data security very seriously. They have several features in place to protect school and student data.

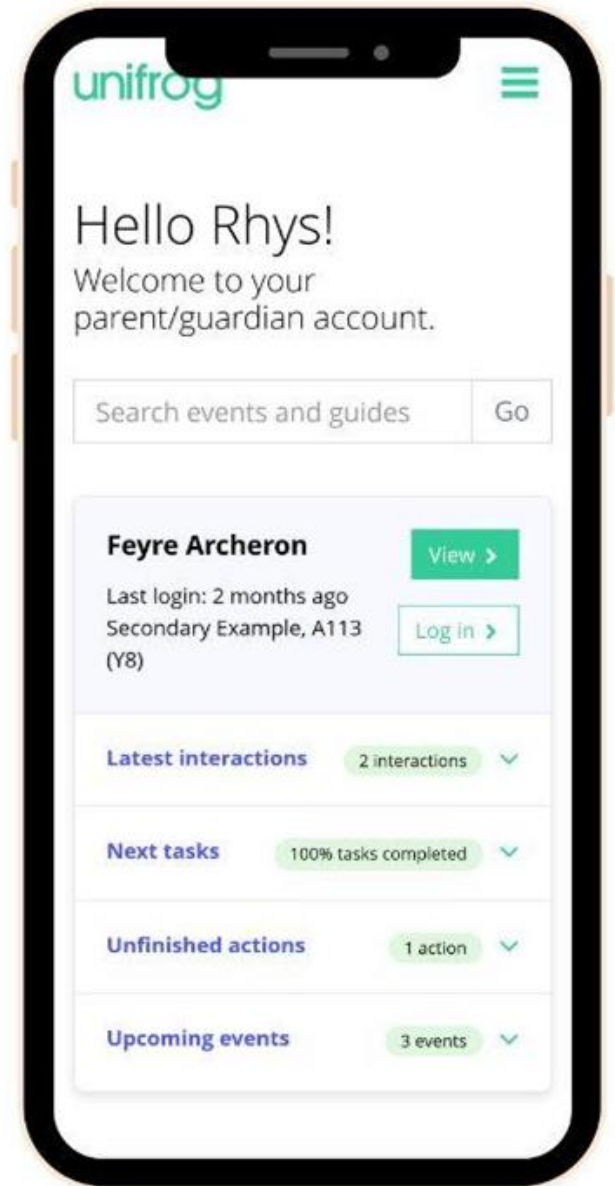
They only use EU data centres, have multiple firewalls, layered-access security, and more. Information on this can be found at unifrog.org/about#security.



Parents and caregivers: get signed up!

Why should students have all the fun?! You can create your own account to see key details about your child's Unifrog journey, and to access the tools in the same way students do!

Scan this QR code or go to www.unifrog.org/parent and create an account using your email address or single-sign on (i.e. signing in with Google or Microsoft).

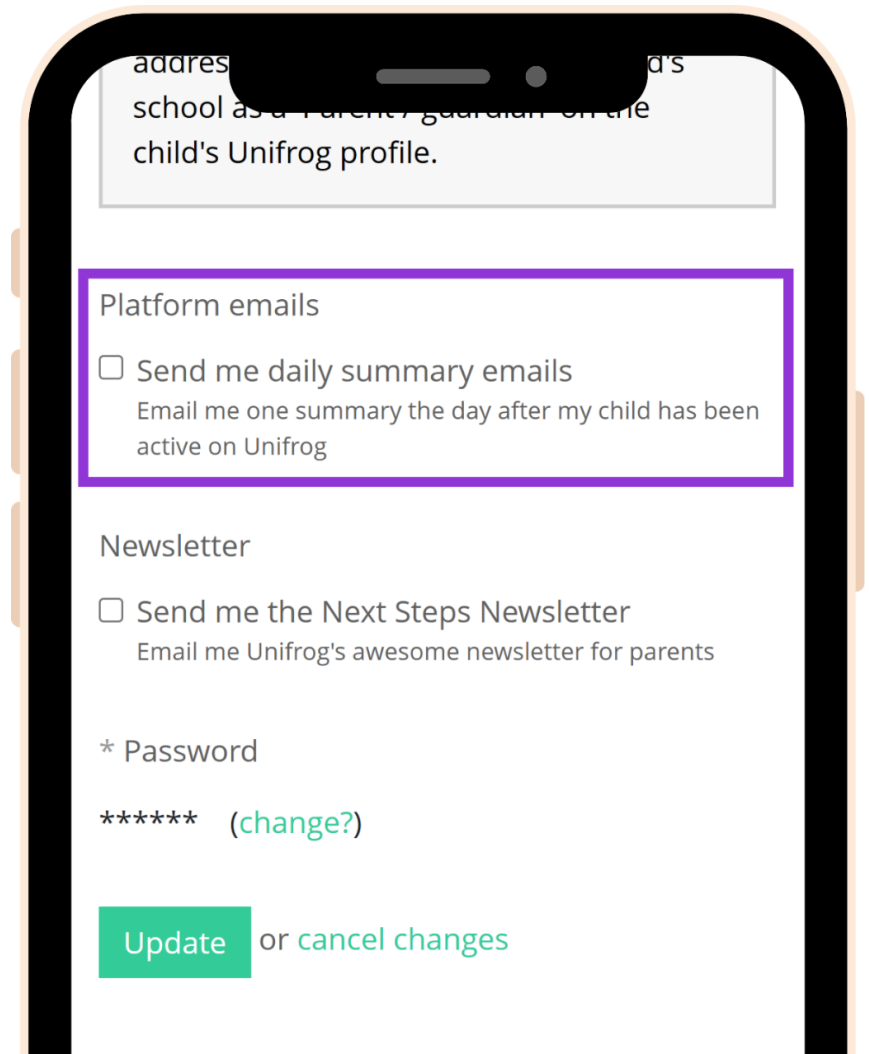


Weekly summary emails

Sign up to receive weekly summary emails of your child's progress on Unifrog.

You'll find out about any shortlists they've made and any interactions logged against them (i.e. upcoming careers fairs, one-to-ones, and so on).

You can sign up when you first create your account or at any time on the Settings menu.

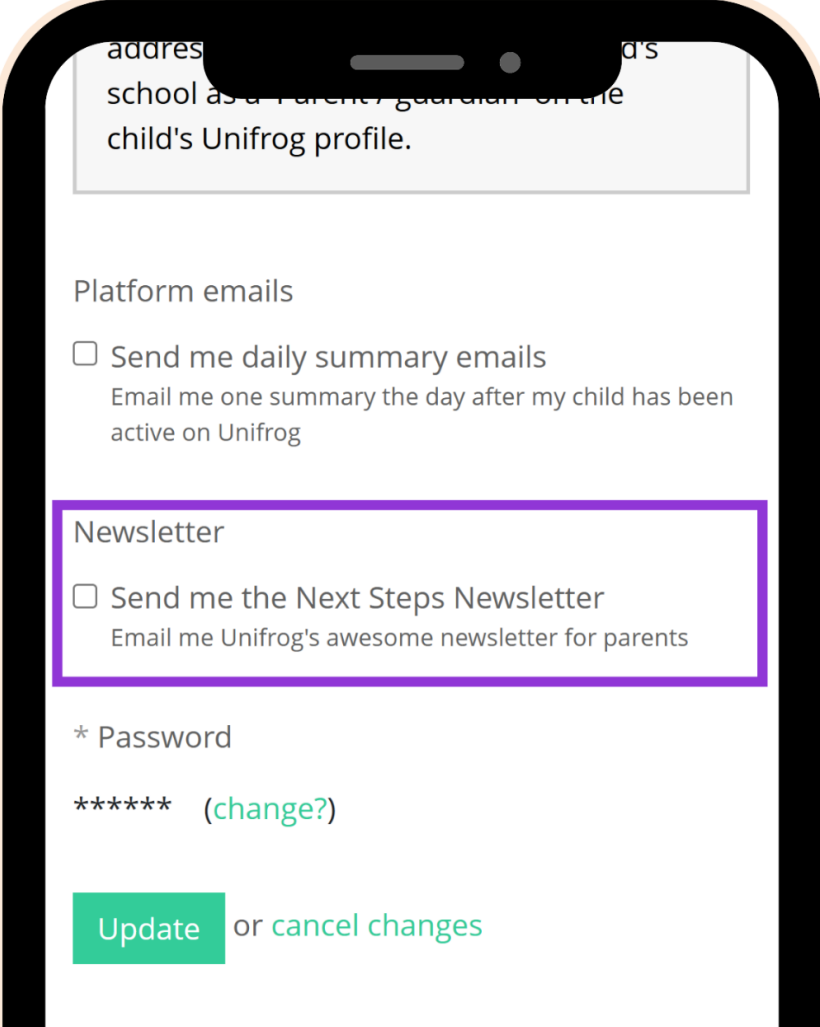


The screenshot shows a mobile app interface for Unifrog. At the top, there is a text input field for an email address, with a placeholder text that reads "address" and "school as a parent / guardian on the child's Unifrog profile." Below this, there is a section titled "Platform emails" which is highlighted with a purple border. Inside this section, there is a checkbox labeled "Send me daily summary emails" with a subtext "Email me one summary the day after my child has been active on Unifrog". Below this, there is a section titled "Newsletter" with a checkbox labeled "Send me the Next Steps Newsletter" and a subtext "Email me Unifrog's awesome newsletter for parents". At the bottom, there is a section titled "* Password" with a text input field containing "*****" and a link "(change?)". At the very bottom, there is a green button labeled "Update" followed by the text "or cancel changes".

One last thing...

You can keep up to date with the latest news and opportunities, along with Unifrog content just for parents, by signing up to the Next Steps Newsletter!

Once you create an account, you'll be asked to fill in your information and you'll have the chance to sign up by ticking the box next to 'Send me the Next Steps Newsletter'. You can also sign up anytime from your settings page.



address school as a parent / guardian on the child's Unifrog profile.

Platform emails

☐ Send me daily summary emails
Email me one summary the day after my child has been active on Unifrog

Newsletter

☐ Send me the Next Steps Newsletter
Email me Unifrog's awesome newsletter for parents

* Password
***** (change?)

[Update](#) or [cancel changes](#)